

PROJECT
TYPE
CATALOG #

08-BF

BULLET FLOOD LIGHT LUMEN & KELVIN SELECTABLE

HOUSING

- Premium powder-coat, aluminum, dark bronze housing.

ELECTRICAL

- Operating temperature (ambient): -40°C to 45°C (-40°F to 113°F).
- Universal 120-277V AC voltage (50-60Hz) is standard.
- Built in photocell.
- 0-10VDC dimming drivers is standard.
- Input transient surge protection = 4kV.
- Power factor > 0.90.
- Total Harmonic distortion < 20%.

OPTICAL SYSTEM

- Polycarbonate frosted lens.
- Field selectable 3000k(warm white), 4000k (neutral white) and 5000k (cool white) color temperatures*.
- Tri-lumen selectable delivers 3,000 to 4,500 nominal lumens*.
- Long-life LEDs provide 151,000 hours of operation with at least 70% of initial lumen output (L70), and 45,000 hours with at least 90% of initial lumen output (L90)**.
- Beam angle 3H3V distribution.
- LED color maintenance < -0.00156 chromaticity shift ($\Delta u'v'$) over the initial 6,000 hours of operation.
- Color rendering index > 70.

MOUNTING

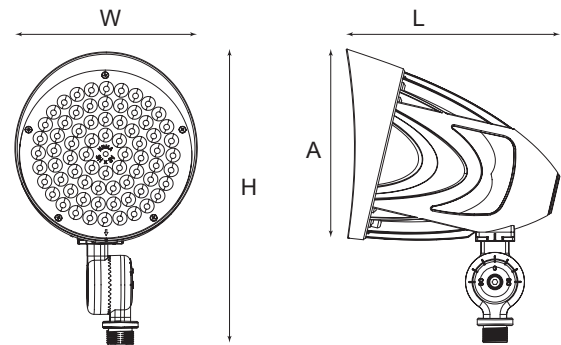
- Knuckle mount kit is standard (Fit 1/2" NPT).
- Optional Line Voltage Ground Stake
- Easy installation in new construction or retrofit.

CODE COMPLIANCE

- cULus listed for wet locations.
- Complies with FCC part 15, class A.
- IP65 rated for ingress protection.

WARRANTY

- 5-year warranty on all electronics and housing.



Model	Size (inches) & Weight (lbs)				
	L (in)	W (in)	A (in)	H(in)	Weight
08-BF-453730L-3CCT	6.42	5.51	5.79	8.9+/-0.5	2.41

A = Fixture head with glare-hood;
H = Maximum overall height; +/- adjustment 180°.



* Default kelvin temperature 4000k and highest lumen output.
**L70 & L90 hours are IES TM-21-11 calculated hours.

PRODUCT PARAMETERS

SERIES	NOMINAL LUMEN OUTPUT (Selectable)	KELVIN (Selectable)
08-BF	453730L = 4,500 / 3,700 / 3,000 lm	3CCT 3K / 4K / 5K



PROJECT
TYPE
CATALOG #

08-BF

BULLET FLOOD LIGHT LUMEN & KELVIN SELECTABLE

ACCESSORIES (order separately)

Mounting

- 08-CM-R = Round canopy mounting plate, suitable to mount 1/2" swivel arm and use with standard 4" round junction box.
- 08-MPOST17 = Line Voltage Ground Stake.

COMPATIBLE DIMMERS & CONTROLS

Manufacturer	Model Number	Dimmer Range	Load Switching Capacity
Leviton	IP710-LFZ	10%-100%	1200W
Lutron	DVSTV	10%-100%	450W

ELECTRICAL DATA

Series	Measurements	Low Lumens			Mid Lumens			High Lumens		
		3000K	4000K	5000K	3000K	4000K	5000K	3000K	4000K	5000K
08-BF-453730L-3CCT	Lumens	2,999	3,187	3,120	3,707	4,008	4,077	4,564	5,064	4,766
	Watt	20.39	19.76	20.39	26.46	25.42	26.52	35.1	33.28	34.86
	Efficacy	147	161	153	140	158	154	130	152	137
	Input Current (A)	120V	0.17	0.16	0.17	0.22	0.21	0.22	0.29	0.28
240V		0.08	0.08	0.08	0.11	0.11	0.11	0.15	0.14	0.15
277V		0.07	0.07	0.07	0.10	0.09	0.10	0.13	0.12	0.13

PROJECT
TYPE
CATALOG #

08-BF

BULLET FLOOD LIGHT LUMEN & KELVIN SELECTABLE

PHOTOMETRIC DATA

08-BF-453730L-3CCT

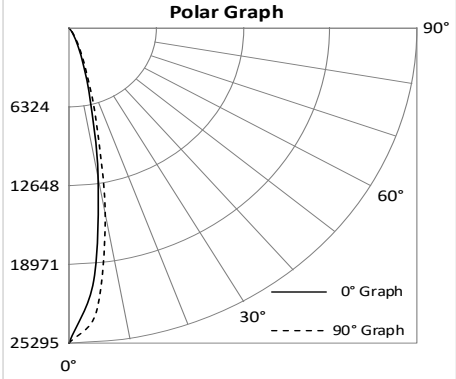
Luminaire Data

Description	Flood Light Lumen/Kelvin Selectable
Total Lumens	4,436
Input Wattage	33
Efficacy (lm/W)	133
Max. Cd.	25598 (112.5H, 1V)
IES Classification	N.A.
Longitudinal Classification	N.A.

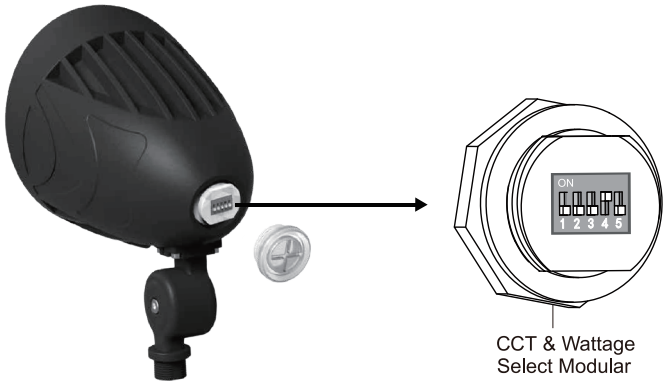
Photometrics calculated at 5000k - high lumens setting

Luminaire Classification Systems (LCS)

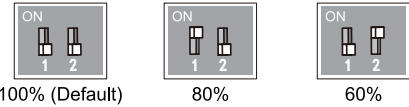
LCS Zone	Lumens	%Lum	
FL	0-30	1,870	36.9%
FM	30-60	210	4.1%
FH	60-80	36	0.7%
FVH	80-90	1	0.0%
BL	0-30	1,984	39.2%
BM	30-60	233	4.6%
BH	60-80	85	1.7%
BVH	80-90	8	0.2%
UL	90-100	0	0.0%
UH	100-180	10	0.2%
Total	4,436	87.6%	
BUG Rating	B3-U2-G0		



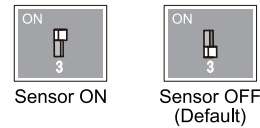
CCT & WATTAGE SETTING



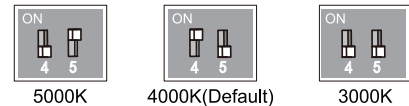
Wattage Select



Photocell



CCT Select



DIMENSIONAL DRAWINGS

