

| PROJECT   |
|-----------|
|           |
| TYPE      |
|           |
| CATALOG # |
|           |

# 08-BF

## BULLET FLOOD LIGHT LUMEN & KELVIN SELECTABLE

### HOUSING

- Premium powder-coat, aluminum, dark bronze housing.

### ELECTRICAL

- Operating temperature (ambient): -40°C to 45°C (-40°F to 113°F).
- Universal 120-277V AC voltage (50-60Hz) is standard.
- Built in photocell.
- 0-10VDC dimming drivers is standard.
- Input transient surge protection = 4kV.
- Power factor > 0.90.
- Total Harmonic distortion < 20%.

### OPTICAL SYSTEM

- Polycarbonate frosted lens.
- Field selectable 3000k(warm white), 4000k (neutral white) and 5000k (cool white) color temperatures\*.
- Tri-lumen selectable delivers 3,000 to 4,500 nominal lumens\*.
- Long-life LEDs provide 151,000 hours of operation with at least 70% of initial lumen output (L70), and 45,000 hours with at least 90% of initial lumen output (L90)\*\*.
- Beam angle 2H2V distribution.
- LED color maintenance < -0.00156 chromaticity shift ( $\Delta u'v'$ ) over the initial 6,000 hours of operation.
- Color rendering index > 70.

### MOUNTING

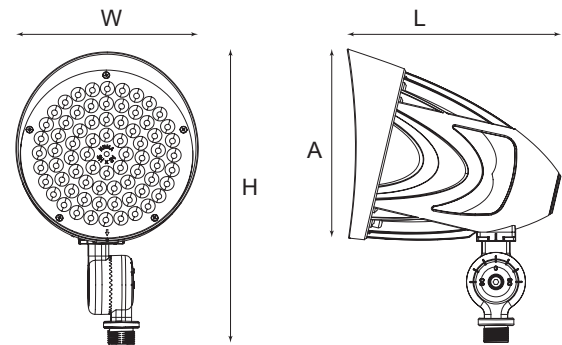
- Knuckle mount kit is standard (Fit 1/2" NPT).
- Optional Line Voltage Ground Stake
- Optional round canopy mount for surface mounting, compatible with 4" standard junction box.
- Easy installation in new construction or retrofit.

### CODE COMPLIANCE

- cULus listed for wet locations.
- Complies with FCC part 15, class A.
- IP65 rated for ingress protection.

### WARRANTY

- 5-year warranty on all electronics and housing.



| Model              | Size (inches) & Weight (lbs) |        |        |           |        |
|--------------------|------------------------------|--------|--------|-----------|--------|
|                    | L (in)                       | W (in) | A (in) | H(in)     | Weight |
| 08-BF-453730L-3CCT | 6.42                         | 5.51   | 5.79   | 8.9+/-0.5 | 2.41   |

\*A\* = Fixture head with glare-hood;  
\*H\* = Maximum overall height; +/- adjustment 180°.



\* Default kelvin temperature 4000k and highest lumen output.  
\*\*L70 & L90 hours are IES TM-21-11 calculated hours.

### PRODUCT PARAMETERS

| SERIES | NOMINAL LUMEN OUTPUT (Selectable)  | KELVIN (Selectable) |
|--------|------------------------------------|---------------------|
| 08-BF  | 453730L = 4,500 / 3,700 / 3,000 lm | 3CCT 3K / 4K / 5K   |



|           |
|-----------|
| PROJECT   |
|           |
| TYPE      |
|           |
| CATALOG # |
|           |

# 08-BF

BULLET FLOOD LIGHT LUMEN & KELVIN SELECTABLE

ACCESSORIES (order separately)

**Mounting**

- 08-CM-R = Round canopy mounting plate, suitable to mount 1/2" swivel arm and use with standard 4" round junction box.
- 08-MPOST17 = Line Voltage Ground Stake.

## COMPATIBLE DIMMERS & CONTROLS

| Manufacturer | Model Number | Dimmer Range | Load Switching Capacity |
|--------------|--------------|--------------|-------------------------|
| Leviton      | IP710-LFZ    | 10%-100%     | 1200W                   |
| Lutron       | DVSTV        | 10%-100%     | 450W                    |

## ELECTRICAL DATA

| Series             | Measurements      | Low Lumens |       |       | Mid Lumens |       |       | High Lumens |       |       |
|--------------------|-------------------|------------|-------|-------|------------|-------|-------|-------------|-------|-------|
|                    |                   | 3000K      | 4000K | 5000K | 3000K      | 4000K | 5000K | 3000K       | 4000K | 5000K |
| 08-BF-453730L-3CCT | Lumens            | 2,999      | 3,187 | 3,120 | 3,707      | 4,008 | 4,077 | 4,564       | 5,064 | 4,766 |
|                    | Watt              | 20.39      | 19.76 | 20.39 | 26.46      | 25.42 | 26.52 | 35.1        | 33.28 | 34.86 |
|                    | Efficacy          | 147        | 161   | 153   | 140        | 158   | 154   | 130         | 152   | 137   |
|                    | Input Current (A) | 120V       | 0.17  | 0.16  | 0.17       | 0.22  | 0.21  | 0.22        | 0.29  | 0.28  |
| 240V               |                   | 0.08       | 0.08  | 0.08  | 0.11       | 0.11  | 0.11  | 0.15        | 0.14  | 0.15  |
| 277V               |                   | 0.07       | 0.07  | 0.07  | 0.10       | 0.09  | 0.10  | 0.13        | 0.12  | 0.13  |

|           |
|-----------|
| PROJECT   |
| TYPE      |
| CATALOG # |

# 08-BF

BULLET FLOOD LIGHT LUMEN & KELVIN SELECTABLE

## PHOTOMETRIC DATA

08-BF-453730L-3CCT

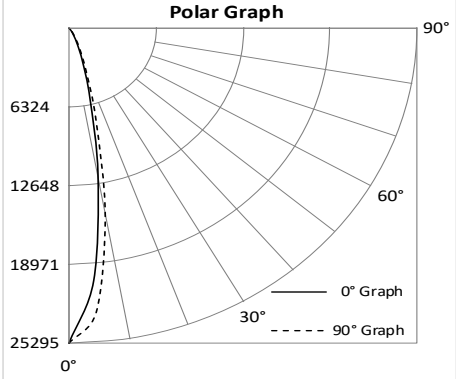
### Luminaire Data

|                             |  |
|-----------------------------|--|
| Description                 | Flood Light<br>Lumen/Kelvin Selectable |
| Total Lumens                | 4,436                                  |
| Input Wattage               | 33                                     |
| Efficacy (lm/W)             | 133                                    |
| Max. Cd.                    | 25598 (112.5H, 1V)                     |
| IES Classification          | N.A.                                   |
| Longitudinal Classification | N.A.                                   |

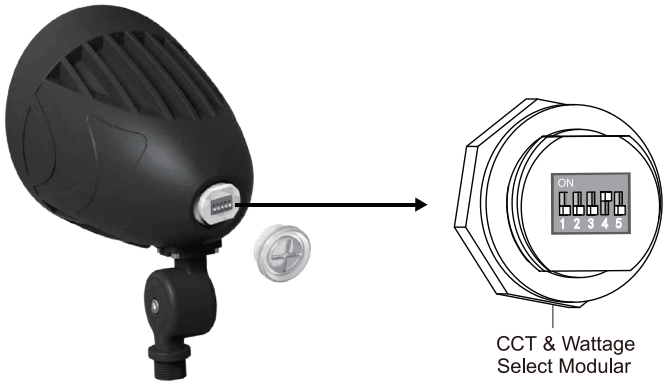
Photometrics calculated at 5000k - high lumens setting

### Luminaire Classification Systems (LCS)

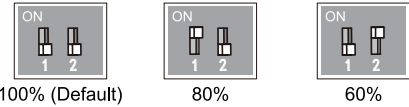
| LCS Zone     | Lumens       | %Lum         |       |
|--------------|--------------|--------------|-------|
| FL           | 0-30         | 1,870        | 36.9% |
| FM           | 30-60        | 210          | 4.1%  |
| FH           | 60-80        | 36           | 0.7%  |
| FVH          | 80-90        | 1            | 0.0%  |
| BL           | 0-30         | 1,984        | 39.2% |
| BM           | 30-60        | 233          | 4.6%  |
| BH           | 60-80        | 85           | 1.7%  |
| BVH          | 80-90        | 8            | 0.2%  |
| UL           | 90-100       | 0            | 0.0%  |
| UH           | 100-180      | 10           | 0.2%  |
| <b>Total</b> | <b>4,436</b> | <b>87.6%</b> |       |
| BUG Rating   | B3-U2-G0     |              |       |



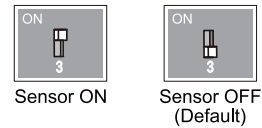
## CCT & WATTAGE SETTING



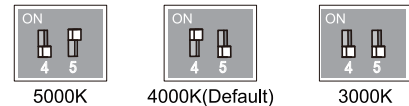
### Wattage Select



### Photocell



### CCT Select



## DIMENSIONAL DRAWINGS

