

PROJECT
TYPE
CATALOG #

20-HBR SR

SENSOR READY ROUND HIGH BAY LUMEN & KELVIN SELECTABLE

HOUSING

- Premium powder-coat, die cast aluminum, black or white housing.

ELECTRICAL

- Operating temperature (ambient): -40°C to 50°C (-40°F to 122°F).
- Universal 120-277V AC voltage (50-60Hz) is standard.
- 347-480V achieved with step-down transformer (sold separately).
- 0-10VDC dimming drivers are standard.
- Incoming AC power cord = 6'. Incoming dimming cord = 6'.
- Watertight, compression-type electrical connectors.
- Input transient surge protection = 6kV.
- Power factor > 0.90.
- Total harmonic distortion < 20%.

OPTICAL SYSTEM

- Polycarbonate lens.
- Field selectable 4000k (neutral white) and 5000k (cool white) color temperatures*.
- Tri-lumen selectable delivers 16,000 to 35,000 nominal lumens (see lumen tables on page 3)*.
- Screw in sensor ready. Sensor and remote control sold separately. Remote control required to change factory sensor settings (see default settings on page 2).
- Long-life LEDs provide 146,000 hours of operation with at least 70% of initial lumen output (L70), and 44,000 hours with at least 90% of initial lumen output (L90)**.
- LED color maintenance < 0.003 chromaticity shift ($\Delta u'v'$) over the initial 6,000 hours of operation.
- Color rendering index > 80.

MOUNTING

- Suspension from eyebolt (included) is standard.
- Ceiling-mounted installation using optional yoke mounting bracket, provides up to 180° of adjustability.
- Two ways to mount luminaire to electrical conduit:
 - Attach conduit (1/2" NPS) to optional yoke mounting bracket.
 - Optional pendant snap hook (for use with 3/4" NPS).

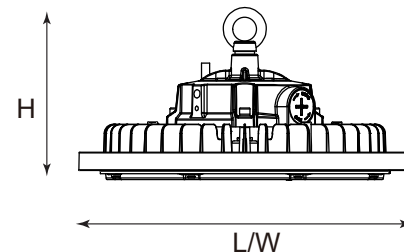
CODE COMPLIANCE

- cULus listed for wet locations.
- Complies with FCC part 15, class A.
- IP65 rated for ingress protection.
- IK09 rated for Lens impact protection.

WARRANTY

- 5-year warranty on all electronics and housing.

* Default kelvin temperature 4000k and highest lumen output.
**L70 & L90 hours are IES TM-21-11 calculated hours.



Model	Size (inches) & Weight (lbs)			
	L (in)	W (in)	H (in)	Weight
20-HBR SR-221816L-4K5K	10.6	10.6	5.5	3.7
20-HBR SR-353024L-4K5K	13	13	5.6	6



PRODUCT PARAMETERS

SERIES	NOMINAL LUMEN OUTPUT (Selectable)	KELVIN (Selectable)	HOUSING COLOR
20-HBR SR	221816L = 22,000 / 18,000 / 12,000 lm 353024L = 35,000 / 30,000 / 24,000 lm	4K5K	BLK Black WHT White



PROJECT
TYPE
CATALOG #

20-HBR SR

SENSOR READY ROUND HIGH BAY LUMEN & KELVIN SELECTABLE

ACCESSORIES (order separately)

Sensor

- 20-HD07VR-PH-1 = Passive infrared sensor - maximum mounting height = 39 FT.
- 20-HD07VR-MH-B-1 = Microwave step-dimming sensor - maximum mounting height = 49 FT.
- 20-HD09VR-PH5-1* = Passive infrared sensor - maximum mounting height = 39FT.
- 20-HD09VR-MH5-1* = Microwave step-dimming sensor - maximum mounting height = 49FT.
- 20-HD05R = Remote control for 20-HD07VR-PH-1, 20-HD07VR-MH-B-1, 20-HD09VR-PH5-1 & 20-HD09VR-MH5-1(required to change factory settings).
*20-HD09VR series has 5-dial setting capability.

Factory settings for Sensor : detection area =100%, hold time = 5 sec, stand-by period = 0 sec, stand-by dimming level = 10%, daylight threshold = disabled

Step-down Transformers

- 20-HBSD-325W-480-277 = 347-480V step-down transformer - all models

Reflectors

- 20-HBR SR-ALREF-S = 90° aluminum reflector - 20-HBR SR-221816L-4K5K models
- 20-HBR SR-PCREF-S = 90° polycarbonate reflector - 20-HBR SR-221816L-4K5K models
- 20-HBR SR-ALREF-L = 90° aluminum re llector - 20-HBR SR-353024L-4K5K models
- 20-HBR SR-PCREF-L = 90° polycarbonate re llector - 20-HBR SR-353024L-4K5K models

Mounting Options

- 20-HBR SR-YOKE-WHT = Yoke mount - all models - white
- 20-HBR SR-YOKE-BLK = Yoke mount - all models - black
- 20-LEDHBR SN-PSH-PRM-V2 = Pendant snap hook - all models

Emergency Battery Back-up

- 03-BLEM-INDRV-HBR30W = 30W Emergency Driver.
- 03-BLEM-INDRV-HBR40W = 40W Emergency Driver.
- 03-BLEM-INDRV-HBR60W = 60W Emergency Driver.

COMPATIBLE DIMMERS & CONTROLS

Manufacturer	Model Number	Dimmer Range	Load Switching Capacity
Best Lighting	DWS-010V-T	10%-100%	600W
Best Lighting	DWS-010V-D	10%-100%	600W
Leviton	IP710-LFZ	10%-100%	1200W
Lutron	DVSTV	10%-100%	450W



PROJECT
TYPE
CATALOG #

20-HBRSR

SENSOR READY ROUND HIGH BAY LUMEN & KELVIN SELECTABLE

ELECTRICAL DATA

Series	Measurements	Low Lumens		Mid Lumens		High Lumens	
		4000K	5000K	4000K	5000K	4000K	5000K
20-HBRSR-221816L-4K5K	Lumens	15,891	15,522	18,790	18,218	22,935	21,802
	Watts	95	97	115	118	147	150
	Efficacy	168	161	163	155	156	145
	Input Current (A)	120V = 0.79	120V = 0.81	120V = 0.96	120V = 0.98	120V = 1.23	120V = 1.25
240V = 0.40		240V = 0.40	240V = 0.48	240V = 0.49	240V = 0.61	240V = 0.63	
277V = 0.34		277V = 0.35	277V = 0.42	277V = 0.43	277V = 0.53	277V = 0.54	

Series	Measurements	Low Lumens		Mid Lumens		High Lumens	
		4000K	5000K	4000K	5000K	4000K	5000K
20-HBRSR-353024L-4K5K	Lumens	24,368	23,920	30,801	29,953	35,716	34,621
	Watts	146	148	192	196	229	236
	Efficacy	167	161	161	153	156	147
	Input Current (A)	120V = 1.22	120V = 1.23	120V = 1.60	120V = 1.63	120V = 1.91	120V = 1.97
240V = 0.61		240V = 0.62	240V = 0.80	240V = 0.82	240V = 0.95	240V = 0.98	
277V = 0.53		277V = 0.53	277V = 0.69	277V = 0.71	277V = 0.83	277V = 0.85	

20-HBR SR

SENSOR READY ROUND HIGH BAY LUMEN & KELVIN SELECTABLE

PHOTOMETRIC DATA

PROJECT
TYPE
CATALOG #

20-HBR SR-221816L-4K5K

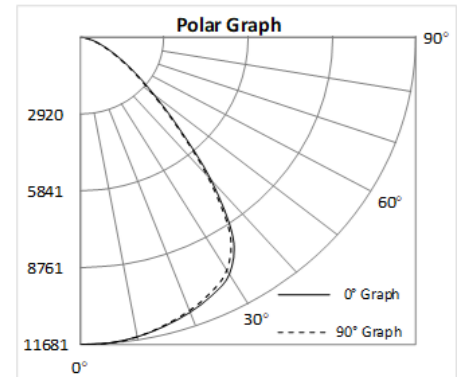
Luminaire Data

Description	Round High Bay Lumen/Kelvin Selectable
Total Lumens	21,803
Input Wattage	150
Efficacy (lm/W)	145
Spacing Criterion (0-180°)	1.3
Spacing Criterion (90-270°)	1.28

Photometrics calculated at
5000k - high lumens setting

Zonal Lumen Summary

Zone	Lumens	%Fixt
0-20°	4,293	19.7%
0-30°	9,222	42.3%
0-40°	14,678	67.3%
20-50°	14,029	64.3%
40-70°	6,597	30.3%
0-60°	20,287	93.0%
0-80°	21,704	99.5%
0-90°	21,803	100.0%
90-180°	0	0.0%
0-180°	21,803	100.0%



20-HBR SR-353024L-4K5K

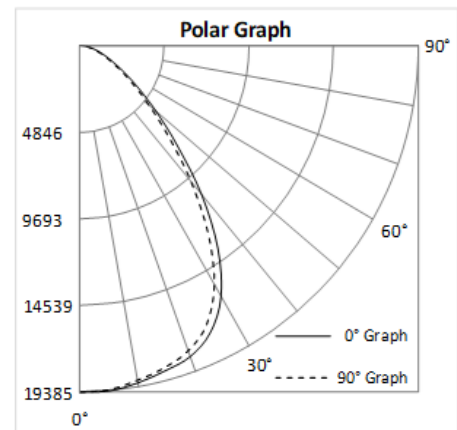
Luminaire Data

Description	Round High Bay Lumen/Kelvin Selectable
Total Lumens	34,628
Input Wattage	236
Efficacy (lm/W)	147
Spacing Criterion (0-180°)	1.24
Spacing Criterion (90-270°)	1.2

Photometrics calculated at
5000k - high lumens setting

Zonal Lumen Summary

Zone	Lumens	%Fixt
0-20°	7,096	20.5%
0-30°	14,949	43.2%
0-40°	22,917	66.2%
20-50°	21,399	61.8%
40-70°	10,642	30.7%
0-60°	31,779	91.8%
0-80°	34,413	99.4%
0-90°	34,628	100.0%
90-180°	0	0.0%
0-180°	34,628	100.0%



CORDS & PLUGS

When ordering a plug, use the following suffix choices.

Example: 20-HBLASR-15129L-4K5K-P515

Note: Cords & plugs do not affect the ability to install sensors.

Part number suffix	Description	For use with
P515	NEMA plug - 120V 15A	All models
P615	NEMA plug - 240V 15A	
P715	NEMA plug - 277V 15A	
P520	NEMA plug - 120V 20A	
P620	NEMA plug - 240V 20A	
P515L	NEMA plug twist-lock - 120V 15A	
P615L	NEMA plug twist-lock - 240V 15A	
P715L	NEMA plug twist-lock - 277V 15A	
P520L	NEMA plug twist-lock - 120V 20A	
P620L	NEMA plug twist-lock - 240V 20A	
P720L	NEMA plug twist-lock - 277V 20A	